

# Clifton Explore Library Learning Centre Pen Portrait

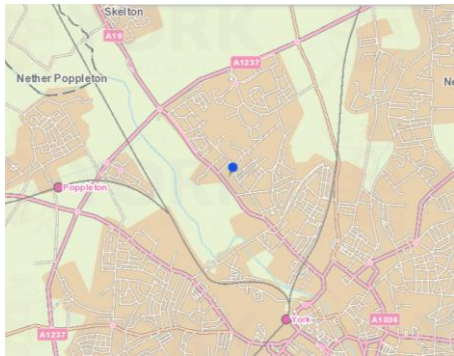
## The Building

Clifton Library was constructed in 1969, and has not undergone any significant structural changes since. The children's library was refreshed in 2017, funded by a private legacy. It has a relatively large floor space, including an IT suite. The land and building is owned by CYC.



Clifton Library is in a residential area, around the corner from a small run of shops, but not in a major community focal point. There is a car park, but the library is five minutes from the nearest bus route. It has some accessible features, including an accessible toilet, but the entrance door is not automatic. Opening hours are 30 hours per week, which is between the average for a community library and an Explore centre, and this includes one evening until 7pm, but no lunchtimes.

## Community Assets



Clifton library has a programme of events and groups, from boccia to crafts, which engage residents and help to combat social isolation. Regular children's activities such as under 5 story times and the summer reading challenge contribute towards children's literacy. It has an IT suite from which both Explore and York Learning offer a variety of IT courses addressing digital literacy, and free wifi.

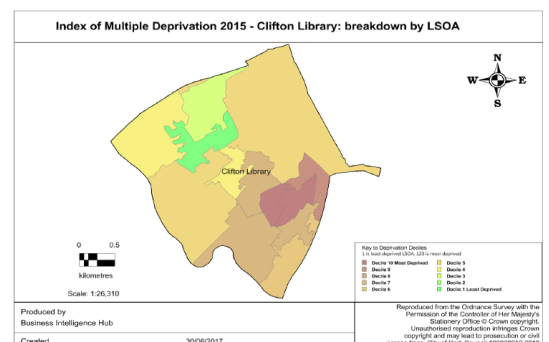
The volunteering programme at Clifton Library is successful, enabling people to get work experience and strengthening community resilience.

As well as York Learning, there are other partners offering events and drop-ins at Clifton Library, and local community groups use the library for displays. Residents can come to the library to take part in consultations, promoting active citizenship. There are good links with some of the local schools, but mixed success at others.

Other community services in the Clifton area tend not to be in the same location as the library, with the Sea Scouts hall being the closest. The Burton Stone Community Centre is still in use for a range of activities now, but is scheduled for closure in 2018 and will be replaced by a community room on the same site in time. On the other side of the library, towards Clifton Moor, Rawcliffe Recreation Pavilion is run by the parish council. Clifton Children's Centre offers on Kingsway North offers support for families and is home to Refugee Action York's 'The Hub'. Additionally the churches in the area (Clifton Moor; Clifton Methodists; Clifton Parish Church; St Luke's and St Mark's) all offer some community engagement, but these are more likely to be for a general audience, rather than supporting specific areas of need such as debt advice or getting online.

## Population profile

The Clifton, and the Rawcliffe & Clifton Without wards include a range of neighbourhoods, from the affluent to the deprived. To the South East of the library are two of York's ten most deprived areas. This deprivation is reflected in a range of measures including childhood obesity, burglaries, fuel poverty rates and premature mortality all of which are poorer in this library catchment area than in York as a whole. CYC's analysis also indicates that library users in this area are less likely to have home internet access than in other areas. Age UK's risk of loneliness for people aged 65+ heat map, which looks at a



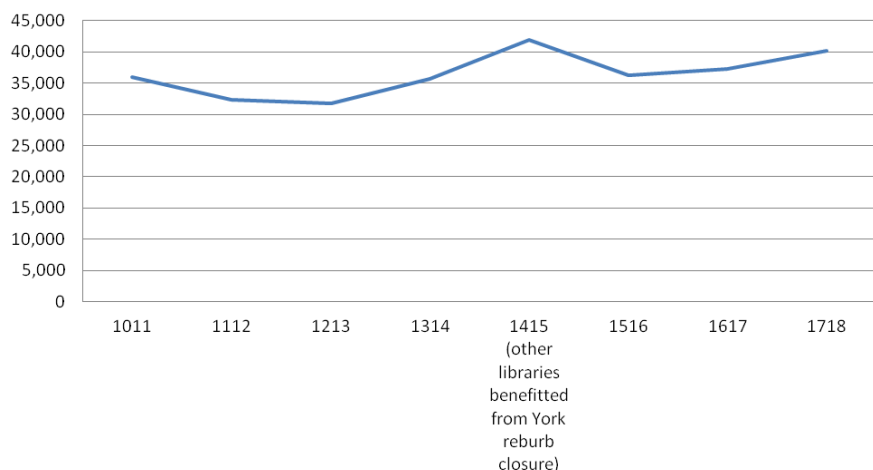
combination of factors some of which co-incide with deprivation, identifies a high risk in the area to the east of the library around Kingsway North.

The ethnicity profile of this area is slightly more diverse than in York as a whole, with 4.9% identifying as White Other in the 2011 census, and 3.9% Asian & Asian British. The age profile is similar to York as a whole, but without the high number of 20 to 24 year olds you see in areas closer to the universities, and a larger proportion of children.

Community cohesion appears to be poorer than average, with only 64% feeling that they “belong to their local area” and 50% feeling that theirs is an area “where people of different backgrounds get on well together” in a CYC residents’ survey.

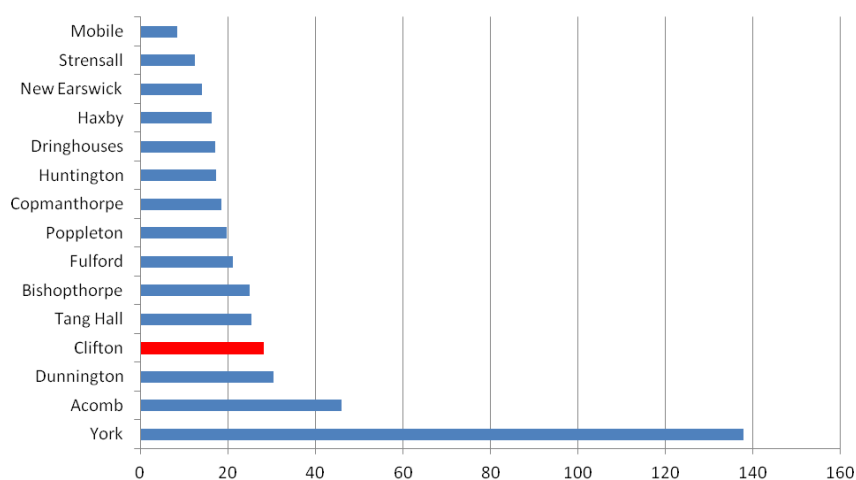
## Current Usage

### Physical Visits to Clifton Explore over time



Visits including Reading Cafes		1718
1	York	426440
2	Acomb	109785
3	Rowntree Park	93253
4	Tang Hall	55352
5	Homestead Park	42693
6	Clifton	40212
7	Bishopthorpe	28397
8	Huntington	25734
9	Haxby	25337
10	Fulford	25322
11	New Earswick	24544
12	Copmanthorpe	23164
13	Poppleton	23137
14	Dringhouses	22924
15	Dunnington	20404
16	Mobile	14091
17	Strensall	13129
18	Sycamore House	255

### Library visits (excl Reading Cafes) per opening hour during half terms



(Used half term figures to exclude anomalies caused by classroom use of libraries at New Earswick and Fulford)

The user profile of Clifton Library departs from the population profile most significantly in terms of having more women (71% of users, 51.5% of population), more retired people (38% of users, 12% of population) and more people experiencing disability or ill health (29% of users, compared to 15% of the population whose day to day activities limited by ill health or disability in the census). However, all of these trends are fairly common in libraries, and in fact Clifton's usage is slightly less skewed towards older people than other libraries, in fact it has the second highest proportion of employed adult customers of all the branches.